






# DuPage County COVID-19 School Metrics<sup>1</sup>

DuPage County COVID-19 Community Transmission Level: **MODERATE**

Week 39, 9/20/2020-9/26/2020

COVID-19 School Metric	Value	Trend	Community Transmission Level by Metric
<b>Illinois Department of Public Health (IDPH) County-Level Risk Metric Color</b> <small>Source: <a href="#">IDPH County Level COVID-19 Risk Metrics</a></small>	Transitioned to ORANGE (IDPH-defined) once in the last 4 weeks <sup>2</sup>	Stable	Moderate
<b>New Cases per 100,000 per Week<sup>2</sup></b> <small>Source: <a href="#">IDPH County Level COVID-19 Risk Metrics</a></small>	84 per 100,000 per week	 <small>Up from 72 per 100,000 in Week 38</small>	Moderate
<b>Weekly Case Count Trend<sup>3,4</sup></b> <small>Source: Illinois-National Electronic Disease Surveillance System (I-NEDSS)</small>	Week 37 to Week 38 = -1.7% Week 38 to Week 39 = +11.4%		<i>Criteria for increase for two consecutive weeks were not met.</i>
<b>Weekly Youth (&lt;20 years old) Case Count Trend<sup>3,4</sup></b> <small>Source: I-NEDSS</small>	Week 37 to Week 38 = -5.6% Week 38 to Week 39 = -4.5%		<i>Criteria for increase for two consecutive weeks were not met.</i>
<b>Weekly Test Positivity<sup>2</sup></b> <small>Source: <a href="#">IDPH COVID-19 County &amp; School Metrics</a></small>	4.9%	 <small>Up from 4.7% in Week 38</small>	Minimal
<b>Neighboring/Regional Indicator Level<sup>5</sup></b> <small>Source: <a href="#">IDPH County Level COVID-19 Risk Metrics</a></small>	No county in orange this week but orange in the past 4 weeks		Minimal

Footnotes:

<sup>1</sup> Based on DuPage County Health Department “Return to School Framework” available at: [www.dupagehealth.org/595/Schools-and-Daycares](http://www.dupagehealth.org/595/Schools-and-Daycares)

<sup>2</sup> For Week 39 (9/20/2020-9/26/2020)

<sup>3</sup> Data are provisional as of 8:00am 10/1/2020 and subject to change.

<sup>4</sup> Weekly county case count trend for weeks 37-39 (9/6/2020-9/26/2020)

<sup>5</sup> Increasing trend: any county turning orange in most recent week; Stable trend: any county in orange for second consecutive or more weeks; Decreasing trend: no county in orange this week but orange in the past 4 weeks